



Interior Lamp *Universal applications*

Features an On/ Off switch. 2 Lengths available.
Overall Dimensions 9986001/02 : 332mm (L) x 47mm (H) x 24mm (D)
Overall Dimensions 9986003/04 : 558mm (L) x 47mm (H) x 24mm (D)

| Part No. | Description | Volt | Side | Plug | Spare Lens |
|----------|---------------------------------|------|------|---------|------------|
| 9986001 | Flourescent Lamp: 8 Watt | 12v | n/a | T1 Rear | - |
| 9986002 | Flourescent Lamp: 8 Watt | 24v | n/a | T1 Rear | - |
| 9986003 | Flourescent Lamp: 13 Watt | 12v | n/a | T1 Rear | - |
| 9986004 | Flourescent Lamp: 13 Watt | 24v | n/a | T1 Rear | - |
| 9986009 | Flourescent Tube: Spare 8 Watt | - | n/a | - | - |
| 9986010 | Flourescent Tube: Spare 13 Watt | - | n/a | - | - |
| - | - | - | - | - | - |



Interior Lamp *Universal applications*

Features an On/ Off switch. Housing allows for 1, 2 or 3 flourescent tubes to be fitted.
Overall Dimensions : 409mm (L) x 106mm (H) x 25mm (D)

| Part No. | Description | Volt | Side | Plug | Spare Lens |
|----------|--------------------------------|------|------|---------|------------|
| 9986005 | Flourescent Lamp: 8 Watt | 12v | n/a | T1 Rear | - |
| 9986009 | Flourescent Tube: Spare 8 Watt | - | n/a | - | - |
| - | - | - | - | - | - |
| - | - | - | - | - | - |
| - | - | - | - | - | - |
| - | - | - | - | - | - |
| - | - | - | - | - | - |



Interior Lamp *Universal applications*

Features an On/ Off switch. Houses 2 flourescent tubes.
Overall Dimensions : 375mm (L) x 85mm (H) x 27mm (D)

| Part No. | Description | Volt | Side | Plug | Spare Lens |
|----------|--------------------------------|------|------|---------|------------|
| 9986006 | Flourescent Lamp: 2x 8 Watt | 12v | n/a | T1 Rear | - |
| 9986007 | Flourescent Lamp: 2x 8 Watt | 24v | n/a | T1 Rear | - |
| 9986009 | Flourescent Tube: Spare 8 Watt | - | n/a | - | - |
| - | - | - | - | - | - |
| - | - | - | - | - | - |
| - | - | - | - | - | - |
| - | - | - | - | - | - |



Interior Lamp *Universal applications*

Features an On/ Off switch. The lens has a textured effect/ finish, (Resembles cracked ice).
Overall Dimensions : 375mm (L) x 55mm (H) x 22mm (D)

| Part No. | Description | Volt | Side | Plug | Spare Lens |
|----------|--------------------------------|------|------|---------|------------|
| 9986008 | Flourescent Lamp: 8 Watt | 12v | n/a | T1 Rear | - |
| 9986009 | Flourescent Tube: Spare 8 Watt | - | n/a | - | - |
| - | - | - | - | - | - |
| - | - | - | - | - | - |
| - | - | - | - | - | - |
| - | - | - | - | - | - |
| - | - | - | - | - | - |

Interior Lamp *Universal applications*



Features an On/ Off switch. Houses 2 fluorescent tubes.
Overall Dimensions : 400mm (L) x 140mm (H) x 40mm (D)

| Part No. | Description | Volt | Side | Plug | Spare Lens |
|----------|-----------------------------|------|------|---------|------------|
| 9986011 | Flourescent Lamp: 2x 8 Watt | 12v | n/a | T1 Rear | - |
| - | - | - | - | - | - |
| - | - | - | - | - | - |
| - | - | - | - | - | - |
| - | - | - | - | - | - |
| - | - | - | - | - | - |



Plug T1
 2 Wire Connection
 No Plugs

Plug T2
 No Other Plug Types Available

Interior Lamp *Universal applications*



Houses 2 fluorescent tubes. Semi-recessed fitting.
Overall Dimensions : 360mm (L) x 115mm (H) x 40mm (D)

| Part No. | Description | Volt | Side | Plug | Spare Lens |
|----------|---|------|------|---------|------------|
| 9986012 | Flourescent Lamp: 2x 8 Watt | 12v | n/a | T1 Rear | - |
| 9986029 | Flourescent Lamp + Nightlamp: 2x 8 Watt | 12v | n/a | T1 Rear | - |
| 9986009 | Flourescent Tube: 8 Watt | - | n/a | - | - |
| - | - | - | - | - | - |
| - | - | - | - | - | - |
| - | - | - | - | - | - |



Plug T1
 2 Wire Connection
 No Plugs

Plug T2
 No Other Plug Types Available

Interior Lamp *Universal applications*



24v Flourescent lamp.
Overall Dimensions : 375mm (L) x 100mm (H) x 45mm (D)


| Part No. | Description | Volt | Side | Plug | Spare Lens |
|----------|------------------|------|------|--------|------------|
| 9986030 | Flourescent Lamp | 24v | n/a | T1 End | - |
| - | - | - | - | - | - |
| - | - | - | - | - | - |
| - | - | - | - | - | - |
| - | - | - | - | - | - |
| - | - | - | - | - | - |



Plug T1
 2 Wire Connection
 No Plugs

Plug T2
 No Other Plug Types Available

Interior Lamp *Universal applications*



12v, 20 Watt flourescent lamp.
Overall Dimensions : 715mm (L) x 85mm (H) x 50mm (D)

| Part No. | Description | Volt | Side | Plug | Spare Lens |
|----------|---------------------------|------|------|---------|------------|
| 9986031 | Flourescent Lamp: 20 Watt | 12v | n/a | T1 Rear | - |
| - | - | - | - | - | - |
| - | - | - | - | - | - |
| - | - | - | - | - | - |
| - | - | - | - | - | - |
| - | - | - | - | - | - |



Plug T1
 2 Wire Connection
 No Plugs

Plug T2
 No Other Plug Types Available



Interior Lamp *Universal applications*

24v Flourescent lamp.
Overall Dimensions : 380mm (L) x 115mm (H) x 35mm (D)

| Part No. | Description | Volt | Side | Plug | Spare Lens |
|----------|------------------|------|------|--------|------------|
| 9986032 | Flourescent Lamp | 24v | n/a | T1 End | - |
| - | - | - | - | - | - |
| - | - | - | - | - | - |
| - | - | - | - | - | - |
| - | - | - | - | - | - |
| - | - | - | - | - | - |
| - | - | - | - | - | - |



Interior Lamp *Universal applications*

24v Flourescent lamp.
Overall Dimensions : 385mm (L) x 45mm (H) x 30mm (D)

| Part No. | Description | Volt | Side | Plug | Spare Lens |
|----------|------------------|------|------|--------|------------|
| 9986033 | Flourescent Lamp | 24v | n/a | T1 End | - |
| - | - | - | - | - | - |
| - | - | - | - | - | - |
| - | - | - | - | - | - |
| - | - | - | - | - | - |
| - | - | - | - | - | - |
| - | - | - | - | - | - |



Interior Lamp *Universal applications*

Features an On/ Off switch. Single tube. 400 Lumens. Weight: 0.18Kg. Operates within -10°C to 40°C.
Overall Dimensions : 427mm (L) x 45mm (H) x 35mm (D)

| Part No. | Description | Volt | Side | Plug | Spare Lens |
|----------|--------------------------|------|------|---------|------------|
| 9986044 | Flourescent Lamp: 8 Watt | 24v | n/a | T1 Rear | - |
| - | - | - | - | - | - |
| - | - | - | - | - | - |
| - | - | - | - | - | - |
| - | - | - | - | - | - |
| - | - | - | - | - | - |
| - | - | - | - | - | - |



Interior Lamp *Universal applications*

Low profile surface mounting lamp. Features an integral inverter. High impact diffuser gives maximum light transmission. Chassis manufactured in heavy gauge aluminium.
Overall Dimensions : 390mm (L) x 125mm (H) x 35mm (D)

| Part No. | Description | Volt | Side | Plug | Spare Lens |
|----------|-----------------------------|------|------|---------|------------|
| 9986045 | Flourescent Lamp: 2x 8 Watt | 24v | n/a | T1 Rear | - |
| - | - | - | - | - | - |
| - | - | - | - | - | - |
| - | - | - | - | - | - |
| - | - | - | - | - | - |
| - | - | - | - | - | - |
| - | - | - | - | - | - |

ANCILLARY PRODUCTS

Cable, Switches, Solenoids, Fuses, Reversing Aids, Etc

| <div style="border: 1px solid black; padding: 5px;"> <div style="display: flex; justify-content: space-between; align-items: center;"> </div> <p style="text-align: center; font-weight: bold; margin-top: 5px;">CABLE & CONNECTORS</p> <div style="margin-top: 10px;"> <p>Y-piece conduit fitting (hinged).</p> <p>Designed to snap together over different types of split & unsplit conduit thus maintaining maximum bore. Operating temperature range, continuous -40°C to +120°C, intermittent -40°C to +150°C. Rated to IP40*.</p> <div style="display: flex; align-items: center;"> <div style="margin-left: 10px;"> <p style="color: red; font-weight: bold; border: 1px solid red; border-radius: 50%; padding: 2px;">SEE US FOR PERFECT RANGE</p> </div> </div> <table border="1" style="margin-top: 10px; font-size: 8px;"> <thead> <tr> <th>A</th> <th>B</th> <th>C</th> <th>Part No.</th> </tr> </thead> <tbody> <tr> <td>8mm</td> <td>8mm</td> <td>8mm</td> <td>9091008</td> </tr> <tr> <td>12mm</td> <td>12mm</td> <td>12mm</td> <td>9091009</td> </tr> <tr> <td>16mm</td> <td>16mm</td> <td>12mm</td> <td>9091010</td> </tr> <tr> <td>20mm</td> <td>16mm</td> <td>16mm</td> <td>9091011</td> </tr> </tbody> </table> <p style="font-size: 8px; margin-top: 5px;">*See IP ratings guide (page 192).</p> </div> <hr/> <div style="margin-top: 10px;"> <p>Shroud conduit fitting (hinged).</p> <p>Designed to snap together over different types of split & unsplit conduit thus maintaining maximum bore. Provides protection for inline connectors, fuse links, circuit breakers & splicing areas. Operating temperature range, continuous -40°C to +120°C, intermittent -40°C to +150°C. Rated to IP40*.</p> <div style="display: flex; align-items: center;"> <div style="margin-left: 10px;"> <p style="color: red; font-weight: bold; border: 1px solid red; border-radius: 50%; padding: 2px;">SEE US FOR PERFECT RANGE</p> </div> </div> <table border="1" style="margin-top: 10px; font-size: 8px;"> <thead> <tr> <th>A</th> <th>B</th> <th>C</th> <th>D</th> <th>E</th> <th>Part No.</th> </tr> </thead> <tbody> <tr> <td>12mm</td> <td>12mm</td> <td>43mm</td> <td>77mm</td> <td>100mm</td> <td>9091012</td> </tr> <tr> <td>16mm</td> <td>16mm</td> <td>43mm</td> <td>77mm</td> <td>104mm</td> <td>9091013</td> </tr> <tr> <td>12mm</td> <td>12mm</td> <td>32mm</td> <td>72mm</td> <td>108mm</td> <td>9091014</td> </tr> <tr> <td>16mm</td> <td>20mm</td> <td>43mm</td> <td>77mm</td> <td>104mm</td> <td>9091015</td> </tr> <tr> <td>20mm</td> <td>20mm</td> <td>43mm</td> <td>77mm</td> <td>104mm</td> <td>9091016</td> </tr> </tbody> </table> <p style="font-size: 8px; margin-top: 5px;">*See IP ratings guide (page 192).</p> </div> <hr/> <div style="margin-top: 10px;"> <p>Clip conduit fitting (hinged).</p> <p>Designed to snap together over different types of split & unsplit conduit. Non metallic clip provides secure mounting points for conduit systems within a harness installation. Operating temperature range, continuous -40°C to +120°C, intermittent -40°C to +150°C. Rated to IP40*.</p> <div style="display: flex; align-items: center;"> <div style="margin-left: 10px;"> <p style="color: red; font-weight: bold; border: 1px solid red; border-radius: 50%; padding: 2px;">SEE US FOR PERFECT RANGE</p> </div> </div> <table border="1" style="margin-top: 10px; font-size: 8px;"> <thead> <tr> <th>Conduit Size</th> <th>Part No.</th> </tr> </thead> <tbody> <tr> <td>20mm</td> <td>9091019</td> </tr> <tr> <td>16mm</td> <td>9091020</td> </tr> </tbody> </table> <p style="font-size: 8px; margin-top: 5px;">*See IP ratings guide (page 192).</p> </div> </div> | A | B | C | Part No. | 8mm | 8mm | 8mm | 9091008 | 12mm | 12mm | 12mm | 9091009 | 16mm | 16mm | 12mm | 9091010 | 20mm | 16mm | 16mm | 9091011 | A | B | C | D | E | Part No. | 12mm | 12mm | 43mm | 77mm | 100mm | 9091012 | 16mm | 16mm | 43mm | 77mm | 104mm | 9091013 | 12mm | 12mm | 32mm | 72mm | 108mm | 9091014 | 16mm | 20mm | 43mm | 77mm | 104mm | 9091015 | 20mm | 20mm | 43mm | 77mm | 104mm | 9091016 | Conduit Size | Part No. | 20mm | 9091019 | 16mm | 9091020 | <div style="border: 1px solid black; padding: 5px;"> <div style="display: flex; justify-content: space-between; align-items: center;"> </div> <p style="text-align: center; font-weight: bold; margin-top: 5px;">CABLE & CONNECTORS</p> <div style="margin-top: 10px;"> <p>Gland.</p> <p>Straight compression fittings incorporating fixed male threads to provide connection to knockouts and threaded entries. Suitable for up to 12mm conduit. Sealing bush rated to IP67*.</p> <div style="display: flex; align-items: center;"> <div style="margin-left: 10px;"> <p style="color: red; font-weight: bold; border: 1px solid red; border-radius: 50%; padding: 2px;">SEE US FOR PERFECT RANGE</p> </div> </div> <p style="font-size: 8px; margin-top: 5px;">NOTE: order body, nuts, locknuts & bushes separately (not supplied as complete unit).</p> <table border="1" style="margin-top: 10px; font-size: 8px;"> <thead> <tr> <th>Thread Size</th> <th>Body</th> <th>Nut</th> <th>Locknut</th> <th>Bush</th> </tr> </thead> <tbody> <tr> <td>M16 x 1.5</td> <td>9091000</td> <td>9091001</td> <td>9091003</td> <td>9091002</td> </tr> </tbody> </table> <p style="font-size: 8px; margin-top: 5px;">*See IP ratings guide (page 192).</p> </div> <hr/> <div style="margin-top: 10px;"> <p>Enclosure.</p> <p>Non metallic enclosure designed for use as a multi-way junction box or as a component or terminal housing. This enclosure provides the facility for quick and simple connection to our sealed fittings & glands via PG sized knockouts. Sealing gasket rated to IP66*. Polycarbonate construction provides UV resistant properties and halogen free emissions.</p> <div style="display: flex; align-items: center;"> <div style="margin-left: 10px;"> <p style="color: red; font-weight: bold; border: 1px solid red; border-radius: 50%; padding: 2px;">SEE US FOR PERFECT RANGE</p> </div> </div> <table border="1" style="margin-top: 10px; font-size: 8px;"> <thead> <tr> <th>W</th> <th>D</th> <th>H</th> <th>Part No.</th> </tr> </thead> <tbody> <tr> <td>94mm</td> <td>94mm</td> <td>67mm</td> <td>9091017</td> </tr> <tr> <td>110mm</td> <td>110mm</td> <td>66mm</td> <td>9091018</td> </tr> </tbody> </table> <div style="margin-top: 10px;"> <p style="font-size: 8px; margin-top: 5px;">9091017 knockout arrangement with PG11/16 holes.</p> <p style="font-size: 8px; margin-top: 5px;">9091018 knockout arrangement with PG16/21 holes.</p> </div> <p style="font-size: 8px; margin-top: 5px;">*See IP ratings guide (page 192).</p> </div> </div> | Thread Size | Body | Nut | Locknut | Bush | M16 x 1.5 | 9091000 | 9091001 | 9091003 | 9091002 | W | D | H | Part No. | 94mm | 94mm | 67mm | 9091017 | 110mm | 110mm | 66mm | 9091018 |
|---|----------|---------|----------|----------|----------|-----|-----|---------|------|------|------|---------|------|------|------|---------|------|------|------|---------|---|---|---|---|---|----------|------|------|------|------|-------|---------|------|------|------|------|-------|---------|------|------|------|------|-------|---------|------|------|------|------|-------|---------|------|------|------|------|-------|---------|--------------|----------|------|---------|------|---------|--|-------------|------|-----|---------|------|-----------|---------|---------|---------|---------|---|---|---|----------|------|------|------|---------|-------|-------|------|---------|
| A | B | C | Part No. | | | | | | | | | | | | | | | | | | | | | | | | | | | | | | | | | | | | | | | | | | | | | | | | | | | | | | | | | | | | | | | | | | | | | | | | | | | | | | | | | | |
| 8mm | 8mm | 8mm | 9091008 | | | | | | | | | | | | | | | | | | | | | | | | | | | | | | | | | | | | | | | | | | | | | | | | | | | | | | | | | | | | | | | | | | | | | | | | | | | | | | | | | | |
| 12mm | 12mm | 12mm | 9091009 | | | | | | | | | | | | | | | | | | | | | | | | | | | | | | | | | | | | | | | | | | | | | | | | | | | | | | | | | | | | | | | | | | | | | | | | | | | | | | | | | | |
| 16mm | 16mm | 12mm | 9091010 | | | | | | | | | | | | | | | | | | | | | | | | | | | | | | | | | | | | | | | | | | | | | | | | | | | | | | | | | | | | | | | | | | | | | | | | | | | | | | | | | | |
| 20mm | 16mm | 16mm | 9091011 | | | | | | | | | | | | | | | | | | | | | | | | | | | | | | | | | | | | | | | | | | | | | | | | | | | | | | | | | | | | | | | | | | | | | | | | | | | | | | | | | | |
| A | B | C | D | E | Part No. | | | | | | | | | | | | | | | | | | | | | | | | | | | | | | | | | | | | | | | | | | | | | | | | | | | | | | | | | | | | | | | | | | | | | | | | | | | | | | | | |
| 12mm | 12mm | 43mm | 77mm | 100mm | 9091012 | | | | | | | | | | | | | | | | | | | | | | | | | | | | | | | | | | | | | | | | | | | | | | | | | | | | | | | | | | | | | | | | | | | | | | | | | | | | | | | | |
| 16mm | 16mm | 43mm | 77mm | 104mm | 9091013 | | | | | | | | | | | | | | | | | | | | | | | | | | | | | | | | | | | | | | | | | | | | | | | | | | | | | | | | | | | | | | | | | | | | | | | | | | | | | | | | |
| 12mm | 12mm | 32mm | 72mm | 108mm | 9091014 | | | | | | | | | | | | | | | | | | | | | | | | | | | | | | | | | | | | | | | | | | | | | | | | | | | | | | | | | | | | | | | | | | | | | | | | | | | | | | | | |
| 16mm | 20mm | 43mm | 77mm | 104mm | 9091015 | | | | | | | | | | | | | | | | | | | | | | | | | | | | | | | | | | | | | | | | | | | | | | | | | | | | | | | | | | | | | | | | | | | | | | | | | | | | | | | | |
| 20mm | 20mm | 43mm | 77mm | 104mm | 9091016 | | | | | | | | | | | | | | | | | | | | | | | | | | | | | | | | | | | | | | | | | | | | | | | | | | | | | | | | | | | | | | | | | | | | | | | | | | | | | | | | |
| Conduit Size | Part No. | | | | | | | | | | | | | | | | | | | | | | | | | | | | | | | | | | | | | | | | | | | | | | | | | | | | | | | | | | | | | | | | | | | | | | | | | | | | | | | | | | | | |
| 20mm | 9091019 | | | | | | | | | | | | | | | | | | | | | | | | | | | | | | | | | | | | | | | | | | | | | | | | | | | | | | | | | | | | | | | | | | | | | | | | | | | | | | | | | | | | |
| 16mm | 9091020 | | | | | | | | | | | | | | | | | | | | | | | | | | | | | | | | | | | | | | | | | | | | | | | | | | | | | | | | | | | | | | | | | | | | | | | | | | | | | | | | | | | | |
| Thread Size | Body | Nut | Locknut | Bush | | | | | | | | | | | | | | | | | | | | | | | | | | | | | | | | | | | | | | | | | | | | | | | | | | | | | | | | | | | | | | | | | | | | | | | | | | | | | | | | | |
| M16 x 1.5 | 9091000 | 9091001 | 9091003 | 9091002 | | | | | | | | | | | | | | | | | | | | | | | | | | | | | | | | | | | | | | | | | | | | | | | | | | | | | | | | | | | | | | | | | | | | | | | | | | | | | | | | | |
| W | D | H | Part No. | | | | | | | | | | | | | | | | | | | | | | | | | | | | | | | | | | | | | | | | | | | | | | | | | | | | | | | | | | | | | | | | | | | | | | | | | | | | | | | | | | |
| 94mm | 94mm | 67mm | 9091017 | | | | | | | | | | | | | | | | | | | | | | | | | | | | | | | | | | | | | | | | | | | | | | | | | | | | | | | | | | | | | | | | | | | | | | | | | | | | | | | | | | |
| 110mm | 110mm | 66mm | 9091018 | | | | | | | | | | | | | | | | | | | | | | | | | | | | | | | | | | | | | | | | | | | | | | | | | | | | | | | | | | | | | | | | | | | | | | | | | | | | | | | | | | |

Ancillary Products Catalogue Issue 2.00

Get your copy NOW

Your quickest route to our most up-to-date version is at

www.bowersmidland.co.uk

Or request a hard copy catalogue from our sales team

Tel : 01782 590700 Fax : 01782 590712

E-Mail : sales@bowersmidland.co.uk



Plug T1

Plug T2

2 Wire
Connection
With Plugs

No Other
Plug Types
Available

Interior Lamp *Universal applications*

Interior lamp available with or without an On/ Off switch.
Overall Dimensions : 118mm (L) x 118mm (H) x 45mm (D)

| Part No. | Description | Volt | Side | Plug | Spare Lens |
|----------|-------------------------------|--------|------|---------|------------|
| 9986020 | Interior Lamp: With switch | 12-24v | n/a | T1 Rear | - |
| 9986021 | Interior Lamp: Without switch | 12-24v | n/a | T1 Rear | - |
| - | - | - | - | - | - |
| - | - | - | - | - | - |
| - | - | - | - | - | - |
| - | - | - | - | - | - |
| - | - | - | - | - | - |



Plug T1

Plug T2

2 Wire
Connection
With Plugs

No Other
Plug Types
Available

Interior Lamp *Universal applications*

Suitable for interior or exterior use. 21 Watt max.
Overall Dimensions : 224mm (Dia) x 123mm (D)

| Part No. | Description | Volt | Side | Plug | Spare Lens |
|----------|--------------------|------|------|---------|------------|
| 9986022 | Opal Interior Lamp | 12v | n/a | T1 Rear | - |
| - | - | - | - | - | - |
| - | - | - | - | - | - |
| - | - | - | - | - | - |
| - | - | - | - | - | - |
| - | - | - | - | - | - |
| - | - | - | - | - | - |



Plug T1

Plug T2

2 Wire
Connection
With Plugs

No Other
Plug Types
Available

Interior Lamp *Universal applications*

10 Watt max. Gold surround.
Overall Dimensions : 69mm (Dia) x 36mm (D)

| Part No. | Description | Volt | Side | Plug | Spare Lens |
|----------|---------------|------|------|---------|------------|
| 9986023 | Interior Lamp | 12v | n/a | T1 Rear | - |
| - | - | - | - | - | - |
| - | - | - | - | - | - |
| - | - | - | - | - | - |
| - | - | - | - | - | - |
| - | - | - | - | - | - |
| - | - | - | - | - | - |



Plug T1

Plug T2

2 Wire
Connection
With Plugs

No Other
Plug Types
Available

Interior Lamp *Universal applications*

Halogen bulb. 10 Watt max. Features an On/ Off switch and an adjustable head.
Overall Dimensions : 55mm (Dia) x 80mm (Base L) x 40mm (Base W)

| Part No. | Description | Volt | Side | Plug | Spare Lens |
|----------|-------------------------|------|------|---------|------------|
| 9986024 | Mini Interior Spot Lamp | 12v | n/a | T1 Base | - |
| - | - | - | - | - | - |
| - | - | - | - | - | - |
| - | - | - | - | - | - |
| - | - | - | - | - | - |
| - | - | - | - | - | - |
| - | - | - | - | - | - |

Interior Lamp *Universal applications*



21 Watt max. Available with or without a protective metal guard/ cage.
Overall Dimensions : 174mm (Dia) x 50mm (D)

| Part No. | Description | Volt | Side | Plug | Spare Lens |
|----------|------------------------------|------|------|---------|------------|
| 9986025 | Interior Lamp: Without Guard | - | n/a | T1 Rear | - |
| 9986026 | Interior Lamp: With Guard | - | n/a | T1 Rear | - |
| - | - | - | - | - | - |
| - | - | - | - | - | - |
| - | - | - | - | - | - |
| - | - | - | - | - | - |
| - | - | - | - | - | - |




Plug T1

Plug T2

2 Wire Connection With Plugs

No Other Plug Types Available

Interior Lamp *Universal applications*



10 Watt festoon bulb. Features an On/ Off switch.
Overall Dimensions : 140mm (L) x 75mm (H) x 22mm (D)

| Part No. | Description | Volt | Side | Plug | Spare Lens |
|----------|---------------|------|------|---------|------------|
| 9986027 | Interior Lamp | 24v | n/a | T1 Rear | - |
| - | - | - | - | - | - |
| - | - | - | - | - | - |
| - | - | - | - | - | - |
| - | - | - | - | - | - |
| - | - | - | - | - | - |
| - | - | - | - | - | - |



Plug T1

Plug T2

2 Pin Connection


No Other Plug Types Available

Interior Lamp *Universal applications*



10 Watt max. Features an On/ Off switch.
Overall Dimensions : 90mm (Dia) x 44mm (D)

| Part No. | Description | Volt | Side | Plug | Spare Lens |
|----------|---------------|------|------|---------|------------|
| 9986028 | Interior Lamp | 12v | n/a | T1 Rear | - |
| - | - | - | - | - | - |
| - | - | - | - | - | - |
| - | - | - | - | - | - |
| - | - | - | - | - | - |
| - | - | - | - | - | - |
| - | - | - | - | - | - |



Plug T1

Plug T2

2 Socket Connection


No Other Plug Types Available

Interior Lamp *Universal applications*




Features an On/ Off switch.
Overall Dimensions : 120mm (L) x 36mm (H) x 28mm (D)

| Part No. | Description | Volt | Side | Plug | Spare Lens |
|----------|---------------|------|------|---------|------------|
| 9986034 | Interior Lamp | - | n/a | T1 Rear | - |
| - | - | - | - | - | - |
| - | - | - | - | - | - |
| - | - | - | - | - | - |
| - | - | - | - | - | - |
| - | - | - | - | - | - |
| - | - | - | - | - | - |



Plug T1

Plug T2



No Other Plug Types Available



Plug T1

Plug T2

4 Wire
Connection
No Plugs

No Other
Plug Types
Available

Interior Lamp *Universal applications*

27 Watt max. Surface mount warning light. Linear strobe with 15 inch cable or dual lamp halogen with 6 inch pigtail. Rubber mount.
Overall Dimensions : 220mm (L) x 127mm (H) x 50mm (D)

| Part No. | Description | Volt | Side | Plug | Spare Lens |
|----------|---------------|------|------|---------|------------|
| 9986035 | Interior Lamp | 24v | n/a | T1 Rear | - |
| - | - | - | - | - | - |
| - | - | - | - | - | - |
| - | - | - | - | - | - |
| - | - | - | - | - | - |
| - | - | - | - | - | - |



Plug T1

Plug T2

2 Wire
Connection
No Plugs

No Other
Plug Types
Available

LED Interior Lamp *Universal applications*

Available in 12v or 24v.
Overall Dimensions 9986037/41: 340mm (L) x 35mm (H) x 45mm (D)
Overall Dimensions 9986040/42: 340mm (L) x 35mm (H) x 70mm (D)

| Part No. | Description | Volt | Side | Plug | Spare Lens |
|----------|---------------------|------|------|---------|------------|
| 9986037 | 5 LED Interior Lamp | 12v | n/a | T1 Rear | - |
| 9986040 | 5 LED Interior Lamp | 24v | n/a | T1 Rear | - |
| 9986041 | 5 LED Interior Lamp | 24v | n/a | T1 Rear | - |
| 9986042 | 5 LED Interior Lamp | 12v | n/a | T1 Rear | - |
| - | - | - | - | - | - |
| - | - | - | - | - | - |
| - | - | - | - | - | - |



Plug T1

Plug T2

2 Wire
Connection
No Plugs

No Other
Plug Types
Available

LED Interior Lamp *Universal applications*

22 Watt max. Features an On/ Off switch. Waterproof. 35 LUX. Light output equiv to 10 watt halogen.
Overall Dimensions 9986038/43: 520mm (L) x 18mm (H) x 11mm (D)
Overall Dimensions 9986051: 1000mm (L) x 18mm (H) x 11mm (D)

| Part No. | Description | Volt | Side | Plug | Spare Lens |
|----------|----------------------------|------|------|---------|------------|
| 9986038 | 30 LED Interior Strip Lamp | 12v | n/a | T1 Rear | - |
| 9986043 | 30 LED Interior Strip Lamp | 24v | n/a | T1 Rear | - |
| 9986051 | 60 LED Interior Strip Lamp | 24v | n/a | T1 Rear | - |
| - | - | - | - | - | - |
| - | - | - | - | - | - |
| - | - | - | - | - | - |



Plug T1

Plug T2

2 Wire
Connection
No Plugs

No Other
Plug Types
Available

LED Interior Lamp *Universal applications*

4.7 Watt max. LED Interior lamp.
Overall Dimensions : 169mm (Dia) x 46mm (D)

| Part No. | Description | Volt | Side | Plug | Spare Lens |
|----------|---------------------|------|------|---------|------------|
| 9986039 | 5 LED Interior Lamp | 24v | n/a | T1 Rear | - |
| - | - | - | - | - | - |
| - | - | - | - | - | - |
| - | - | - | - | - | - |
| - | - | - | - | - | - |
| - | - | - | - | - | - |

LED Interior Lamp *Universal applications*

30 LED version: 2.2 Watt max. 60 LED version: 4.4 Watt max. Features an On/ Off switch. Low profile aluminium housing.
Overall Dimensions 9986046/47: 626mm (L) x 44mm (H) x 15mm (D)
Overall Dimensions 9986048/49: 1106mm (L) x 44mm (H) x 15mm (D)

| Part No. | Description | Volt | Side | Plug | Spare Lens |
|----------|----------------------------|------|------|---------|------------|
| 9986046 | 30 LED Interior Strip Lamp | 12v | n/a | T1 Rear | - |
| 9986047 | 30 LED Interior Strip Lamp | 24v | n/a | T1 Rear | - |
| 9986048 | 60 LED Interior Strip Lamp | 12v | n/a | T1 Rear | - |
| 9986049 | 60 LED Interior Strip Lamp | 24v | n/a | T1 Rear | - |
| - | - | - | - | - | - |
| - | - | - | - | - | - |
| - | - | - | - | - | - |



Plug T1
 Plug T2
 2 Wire Connection
 No Plugs
 No Other Plug Types Available

LED Interior Lamp *Universal applications*

Slimline design. Cool white LED's colour simulates a flourescent tube.
 9986050 : Features 61 SMD LED's. Light output is equiv to a 30 watt globe.
 9986061 : Features 31 SMD LED's. Light output is equiv to a 15 watt globe.
 9986063 : Features 121 SMD LED's. Light output is equiv to a 60 watt globe.
9986050 Overall Dimensions : 300mm (L) x 25mm (H) x 10mm (D)
9986061 Overall Dimensions : 150mm (L) x 25mm (H) x 10mm (D)
9986063 Overall Dimensions : 600mm (L) x 25mm (H) x 10mm (D)

| Part No. | Description | Volt | Side | Plug | Spare Lens |
|----------|-----------------------------|------|------|---------|------------|
| 9986050 | 61 LED Interior Strip Lamp | 24v | n/a | T1 Rear | - |
| 9986061 | 31 LED Interior Strip Lamp | 12v | n/a | T1 Rear | - |
| 9986063 | 121 LED Interior Strip Lamp | 12v | n/a | T1 Rear | - |
| - | - | - | - | - | - |
| - | - | - | - | - | - |
| - | - | - | - | - | - |



Plug T1
 Plug T2
 2 Wire Connection
 No Plugs
 No Other Plug Types Available

LED Interior Lamp *Universal applications*

Contains 4 square LED's. Complete with chrome surround.
 Current draw at 13.8v: 0.05A.
Overall Dimensions : 75mm (Dia) x 18mm (D)

| Part No. | Description | Volt | Side | Plug | Spare Lens |
|----------|---------------------|--------|------|---------|------------|
| 9986052 | 4 LED Interior Lamp | 12-24v | n/a | T1 Rear | - |
| - | - | - | - | - | - |
| - | - | - | - | - | - |
| - | - | - | - | - | - |
| - | - | - | - | - | - |



Plug T1
 Plug T2
 2 Wire Connection
 No Plugs
 No Other Plug Types Available

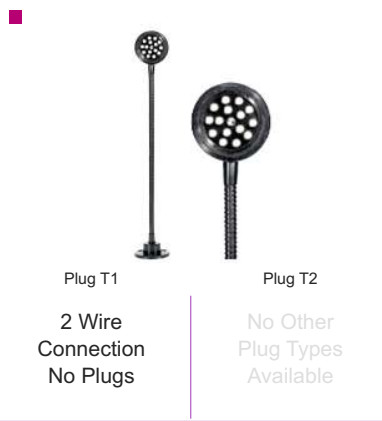
LED Interior Lamp *Universal applications*

Contains 24 SMD LED's. Complete with white plastic surround. Cool white LED's colour simulates a flourescent tube. Suitable for interior and exterior applications. Not suitable for pools or places that are constantly submerged. Current draw at 13.8v: 0.24A.
Overall Dimensions : 75mm (Dia) x 18mm (D)

| Part No. | Description | Volt | Side | Plug | Spare Lens |
|----------|----------------------|------|------|---------|------------|
| 9986053 | 24 LED Interior Lamp | 12v | n/a | T1 Rear | - |
| - | - | - | - | - | - |
| - | - | - | - | - | - |
| - | - | - | - | - | - |
| - | - | - | - | - | - |




Plug T1
 Plug T2
 2 Wire Connection
 No Plugs
 No Other Plug Types Available




LED Interior Lamp *Universal applications*

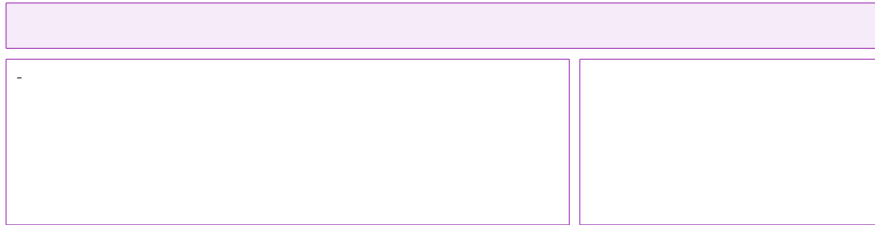

Metal body. Adjustable/bendable stem. Base features 3 screw holes. Includes a bracket for standard & bulk head fixing. 300 LUX, 350MA, 1.5 Watt.
Overall Dimensions (When extended to full length) :
 500mm (Stem) x 60mm (Base Dia) x 55mm (Head Dia)



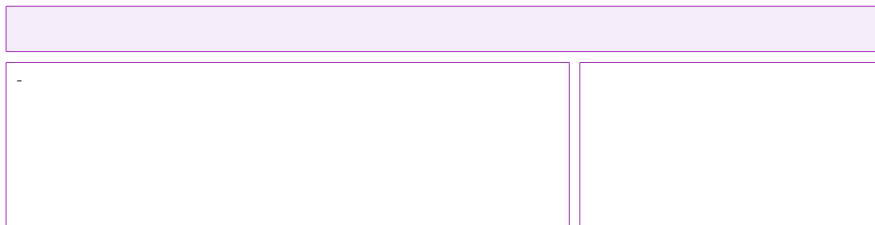

| Part No. | Description | Volt | Side | Plug | Spare Lens |
|----------|----------------------------------|--------|------|---------|------------|
| 9986057 | 16 LED Interior Map Reading Lamp | 12-24v | n/a | T1 Base | - |
| - | - | - | - | - | - |
| - | - | - | - | - | - |
| - | - | - | - | - | - |
| - | - | - | - | - | - |
| - | - | - | - | - | - |
| - | - | - | - | - | - |



| Part No. | Description | Volt | Side | Plug | Spare Lens |
|----------|-------------|------|------|------|------------|
| - | - | - | - | - | - |
| - | - | - | - | - | - |
| - | - | - | - | - | - |
| - | - | - | - | - | - |
| - | - | - | - | - | - |
| - | - | - | - | - | - |
| - | - | - | - | - | - |



| Part No. | Description | Volt | Side | Plug | Spare Lens |
|----------|-------------|------|------|------|------------|
| - | - | - | - | - | - |
| - | - | - | - | - | - |
| - | - | - | - | - | - |
| - | - | - | - | - | - |
| - | - | - | - | - | - |
| - | - | - | - | - | - |
| - | - | - | - | - | - |



| Part No. | Description | Volt | Side | Plug | Spare Lens |
|----------|-------------|------|------|------|------------|
| - | - | - | - | - | - |
| - | - | - | - | - | - |
| - | - | - | - | - | - |
| - | - | - | - | - | - |
| - | - | - | - | - | - |
| - | - | - | - | - | - |
| - | - | - | - | - | - |